


# FULL STACK DEVELOPMENT ESSENTIAL CONCEPTS


---

## LEARN WITH FUN

BY . .

A handwritten signature in black ink, featuring a stylized 'S' and 'J' that are connected and looped together, with a long horizontal stroke extending to the right.

SHUBHAM JATHAR

 Chapter	Title	Tagline
Chapter 1	API	The Waiter Between You and the Kitchen
Chapter 2	Routing & HTTP Requests	GPS for Your App!
Chapter 3	MVC / MVT Architecture	Divide & Rule (but nicely)
Chapter 4	Data Models & ORM	Your App's Dabba System 🍲
Chapter 5	Authentication & Authorization	Tu Kaun? Tera Password Kya Hai?
Chapter 6	Middleware / Filters / Interceptors	The Bouncers & Helpers of Your App 🧑
Chapter 7	Form Handling & Validation	Filling Forms Without Ghaapla! 📄
Chapter 8	Database & Querying Basics	Your App's Dabba Aur Pocha! 🍲
Chapter 9	API Design & REST Principles	How Your App Talks to Other Apps 📞
Chapter 10	Deployment & DevOps Basics	How Your App Goes Live and Stays Healthy 🚀
Chapter 11	Testing & Debugging	Making Sure Your App Doesn't Fail Like Aaj Ka Jugaad 🐛 🔍
Chapter 12	Security Basics	How to Keep Your App Safe Like Your Mom's Recipe 🗝️ 🍲
Chapter 13	Performance & Optimization	How to Make Your App Fast Like Mumbai Local Train 🚂
Chapter 14	Real-Time Communication	Chatting & Updates Like WhatsApp in Your App 🗣️ 💬
Chapter 15	Microservices & Modular Architecture	Breaking Your Big App into Small Jugaad Parts 🧩
Chapter 16	Cloud Computing Basics	Your App's New Home in the Sky ☁️ 🏠
Chapter 17	Database Design & Management	Where Your App Stores Its Gol Gappa Secrets 🍝 💾
Chapter 18	Frontend-Backend Integration	How Your App's Front Desk Talks to the Kitchen 🍽️ 🧑🍳
Chapter 19	Version Control with Git	How to Save Your Code Like Your Mom Saves Recipes 📁 🍲
Chapter 20	Deployment & CI/CD	How to Serve Your App Hot and Fresh to Users 🚀 🍲

## Chapter 1: API – The Waiter Between You and the Kitchen

### What is an API? (Simple Definition)

Imagine you're sitting in a restaurant. You are hungry, and you want to order food. But you don't go inside the kitchen and shout, "Oye, give me butter naan and paneer!"

Instead, you call the **waiter**, tell him your order, and he goes to the kitchen, tells the chef, brings the food, and gives it to you.

That **waiter** is the **API**.

☞ **API is like a waiter** between your app (customer) and the server (kitchen). It **takes requests** from the client and **gives responses** from the server.

---

### In Tech Terms

- **Client:** Frontend (like React, Angular, or a mobile app)
  - **Server:** Backend (like .NET, Spring Boot, Django, Node.js)
  - **API:** The connection between them
- 

### Real-Life Example

You are using a **Zomato** app.

You:

I want to order 2 samosas and 1 chai 🍵

Zomato App (Client):

Sends your request to backend via API

Backend (Server):

Checks if samosa and chai are available, prepares order

API:

Brings back: "Order Confirmed. ₹50. Will be delivered in 30 mins"

✓ You didn't know what's happening in the kitchen. You just used the app and got what you needed. That's the magic of API!

---

## 🔄 CRUD Operations via API (Create, Read, Update, Delete)

Most APIs do these four things (called **CRUD**):

Action	HTTP Method	Example	Real Life
Create	POST	Add a new user	Filling new account form on Paytm
Read	GET	Get user info	Checking your order history
Update	PUT/PATCH	Update address	Changing delivery address
Delete	DELETE	Remove account	Saying "bhool jao mujhe" and deleting account 😊

---

## 🌐 Common API Formats

- **JSON** (most common): Like a digital dabba with labeled items

```
json
CopyEdit
{
  "name": "Raj",
  "age": 25
}
```

- **XML** (old-school): Like JSON with lots of extra decoration 🎨

```
xml
CopyEdit
<user><name>Raj</name><age>25</age></user>
```

APIs mostly speak in **JSON** these days.

---

## 🔑 Authentication in APIs

Imagine going to a VIP lounge at an airport.

They say:

"Sir, ticket dikhao."

API also works the same way. Before giving you data, it says:

"Token dikhao!"

This is called **Authentication**.

### Common Auth Methods:

- **API Key** – Like an ID card
- **JWT Token** – Like a secret chit with expiry time
- **OAuth2** – Like logging in with Google/Facebook

If you have the **right token**, API will give you the biryani. If not, it will say:

401 Unauthorized – Ja bhai, pehle login kar ke aao.

---

### API Documentation

Just like a restaurant has a **menu card**, every API should have a **document**.

It tells:

- What routes are there
- What methods (GET/POST/etc.) to use
- What data you need to send
- What response you will get

### Tools:

- **Postman** – Like trial and error to check APIs
  - **Swagger** – Automatically generated API menu card
- 

### Summary (Quick Revision)

Concept	Meaning
API	Waiter between frontend & backend
REST API	Standard way of requesting & sending data

Concept	Meaning
HTTP Methods	GET, POST, PUT, DELETE = CRUD
JSON	Most common API language
Authentication	Proves who you are (Token, JWT)
Documentation	API's menu card

---

### Bonus: API Joke Time

👤: Bhaiya, ek chai dena!  
☕ API: Pehle batao tum authenticated ho?  
👤: Arey bhai, main regular customer hoon!  
☕ API: Proof dikhao. Token laao.  
👤: (sends invalid token)  
☕ API: 401 Unauthorized – No chai for you!

## Chapter 2: Routing & HTTP Requests – GPS for Your App!

### What is Routing?

Imagine you are ordering something from Flipkart.

You go to the app and tap:

- **Orders** to see your previous orders
- **Cart** to check items in your cart
- **Account** to update your name or address

Each button takes you to a **different page**.

That page has a **route (URL)** like:

- `/orders`
- `/cart`
- `/account`

☞ This **connection between URL and action/page is called Routing**.

In backend frameworks like .NET, Spring Boot, Django, Node.js:

Routing means: "**Which URL should do what?**"

---

### Real-Life Example

You go to a restaurant with a huge menu:

- `/biryani` → Get biryani
- `/pizza` → Get pizza
- `/pasta` → Get pasta

You say:

"Waiter, I want pizza!"

Waiter (API):

Goes to `/pizza` route and brings your pizza.

No confusion. Clear path = fast service.

That's what routing does in your app.

---

## What is an HTTP Request?

HTTP Request is like **sending a letter** 📬 to the server, saying:

“Hey bro, I want this thing from you.”

Each letter has:

- **URL** – Where to send it (like address)
  - **Method** – What you want to do (GET/POST etc.)
  - **Headers** – Extra info (like ID proof)
  - **Body** – The actual content (like filling a form)
- 

## HTTP Methods – Like Actions in Real Life

Method	Meaning	Real Life Example
GET	Get something	"Bhaiya, ek chai la do"
POST	Add new thing	"Bhaiya, ek chai aur add karo"
PUT	Update fully	"Bhaiya, chai ki place par coffee de do"
PATCH	Update partially	"Thodi cheeni kam kar do"
DELETE	Remove something	"Is chai ko hata do"

---

## How Routing Works in Frameworks

Every framework has its own way to define routes:

### ◆ .NET (C#):

```
csharp
CopyEdit
[HttpGet("/products")]
public IActionResult GetProducts() { ... }
```

### ◆ Spring Boot (Java):

```
java
CopyEdit
@GetMapping("/products")
```



```
public List<Product> getProducts() { ... }
```

### ◆ Django (Python):

```
python
CopyEdit
path('products/', views.get_products)
```

### ◆ Express.js (Node.js):

```
javascript
CopyEdit
app.get('/products', (req, res) => { ... });
```

All are doing the same thing:

**When someone goes to /products, give them the list of products.**

---

## Query Parameters & Route Parameters

Just like when you ask a shopkeeper:

"Bhaiya, XL size t-shirt in black color dena."

You are giving **extra details**. Same way, in routes:

### ◆ Route Parameter (like item ID):

```
bash
CopyEdit
GET /products/101
```

Means: "Get product with ID 101"

### ◆ Query Parameter (like filters):

```
arduino
CopyEdit
GET /products?color=black&size=XL
```

Means: "Get all black XL t-shirts"

---

## ☹ Status Codes – Server's Mood

After your HTTP request, the server replies with a **status code** like:

Code	Meaning	Real Life
200	OK	"Here's your chai ☕"
201	Created	"New order placed successfully"
400	Bad Request	"Kya likha hai? I don't understand"
401	Unauthorized	"ID proof dikhao first!"
404	Not Found	"Aisi koi dish nahi hai"
500	Server Error	"Kitchen blast ho gaya bro!" 💣

---

## 🧠 Summary – Quick Recap

Concept	Simple Explanation
Route	URL path to a specific action
HTTP Request Message	Message sent to server
Methods	GET, POST, PUT, DELETE – each has purpose
Parameters	Extra info in URL
Status Codes	Server's reply/mood after your request

---

## 🎭 Bonus Joke – Indian Version

👤: Bhaiya /pizza do!

🗣️ Server: 200 OK – Here's your pizza!

👤: /pasta do!

🗣️ Server: 404 – Pasta unavailable, bhai!

👤: /order?item=samosa&qty=1000

🤖 Server: 500 Internal Server Error – Samosa machine exploded!

## 📖 Chapter 3: MVC / MVT Architecture – Divide & Rule (but nicely)

### 🤖 Why Structure Matters?

Imagine your mom asks you:

“Beta, where is your college bag?”

And you reply:

“It’s in the kitchen, under the sofa, inside the fridge...”

😬 That’s what happens when your code has **no structure**.

So to avoid this **bina system wala mess**, every good web framework uses an architecture like **MVC** or **MVT** to **separate responsibilities**.

---

### 📖 What is MVC?

#### 🔥 MVC = Model + View + Controller

Let’s take a real-life example: **Ordering chai at a tea stall** ☕

#### 👤 You = View

You just want your chai. You don’t care how it’s made.

#### 👤👁️ Chaiwala = Controller

He listens to your request, understands what you want, and tells the kitchen (Model) what to do.

#### 👨🍳 Kitchen = Model

It has the milk, tea leaves, sugar – the **actual data** and logic to make chai.

👉 So:

- **View** = What user sees
  - **Controller** = Boss who takes action
  - **Model** = Where data is stored and managed
-

## In Code Terms

When you visit:

```
bash
CopyEdit
/products
```

Here's how it flows:

1. **View:** User clicks on “See Products”
2. **Controller:** Fetches products from database
3. **Model:** Talks to the DB, returns product list
4. **Controller:** Sends the list to the View
5. **View:** Shows it to the user beautifully

---

## Real Example in Frameworks

### ◆ ASP.NET Core (MVC):

```
csharp
CopyEdit
// Controller
public IActionResult Products() {
    var items = productService.GetAll();
    return View(items);
}

// View
@foreach(var item in Model) {
    <p>@item.Name - ₹@item.Price</p>
}
```

### ◆ Spring Boot:

```
java
CopyEdit
@GetMapping("/products")
public String getProducts(Model model) {
    model.addAttribute("items", service.getAll());
    return "productPage";
}
```

### ◆ Django (MVT – almost same as MVC):

```
python
CopyEdit
```

```
# View (like Controller in MVC)
def products(request):
    items = Product.objects.all()
    return render(request, 'products.html', {'items': items})
```

## ◆ Express (Node.js):

```
javascript
CopyEdit
app.get('/products', (req, res) => {
    const items = getProductsFromDB();
    res.render('products', { items });
});
```

★ Different languages, **same story**:

**Separate the logic, data, and display** = Clean code, happy developer 😊

---

## 🌟 Benefits of MVC/MVT

Benefit	Real Life Comparison
Cleaner Code	Like separating kitchen, dining, and billing in a restaurant
Easy to Debug	If chai tastes bad, check model. If it's shown wrong, check view
Team Work	One person can design view, another can write logic
Reusable	Model can be used by other controllers too

---

## 😊 MVT in Django

Django calls it **MVT**:

- **Model** – Same
- **View** – Like controller (logic)
- **Template** – Like view (HTML part)

Just name difference, concept same!

"Naam mein kya rakha hai?" – Shakespeare & Django developers 😊


---


## Summary – Quick Recap



Part	Role	Real-Life Role
Model	Talks to database	Kitchen & ingredients
View	What user sees	Menu card & presentation
Controller	Handles logic	Chaiwala taking your order
MVT (Django) Same as MVC, just renaming		

---

## Bonus – Indian-Style Example


: Bhaiya, ek masala dosa dena

 View: Shows menu

  Controller: Takes order, tells kitchen

 Model: Makes dosa

✓ Output: Dosa arrives on your table

: “Arre bhai, yeh dosa mein chutney nahi hai!”

You debug: Ahh, model didn’t return chutney data 😊

## Chapter 4: Data Models & ORM – Your App’s Dabba System

### What is a Data Model?

Imagine your mom is super organized. She keeps:

- Dal in **dabba 1**
- Rice in **dabba 2**
- Achar in a small cute **jar**

Each dabba has:

- A **label** (e.g., "Moong Dal")
- Specific **type** of stuff inside
- Proper **space** reserved for it

Now think the same for apps.

A **Data Model** is like that dabba.  
It defines:

- What kind of data you’re storing
- How much
- What format

---

### Real-Life Example

You’re making an app for a chai tapri.

You need to store:

- Customer Name
- Tea Type
- Sugar Level
- Price

So you create a **model**:

```
text
CopyEdit
CustomerTeaOrder {
  name: string
  teaType: string
  sugarLevel: int
  price: float
}
```



```
}
```

Boom! That's your **data model** – like a dabba with compartments.

---

## What is ORM?

### ORM = Object-Relational Mapping

Sounds heavy? Don't worry.

Imagine you go to a hotel buffet:

You say “1 butter naan, 1 paneer”

You **don't** go to the kitchen, take a plate, and scoop things yourself

The **waiter (ORM)** takes your request, talks to the **kitchen (database)**, and brings back exactly what you want.

So ORM is like a **translator**:

- You use **objects and code**
- ORM **translates it into SQL**
- Talks to the **database** behind the scenes

No need to write boring SQL like:

```
sql
CopyEdit
SELECT * FROM customers WHERE name = 'Raj';
```

You just write:

```
js
CopyEdit
Customer.find({ name: "Raj" })
```

ORM handles the rest. Chill 🙌

---

## How ORM Works in Different Frameworks

### ◆ Django ORM (Python)

```
python
CopyEdit
class Product(models.Model):
    name = models.CharField(max_length=100)
    price = models.FloatField()
```

Usage:

```
python
CopyEdit
Product.objects.create(name="Chai", price=15)
Product.objects.all()
```

### ◆ Entity Framework (.NET – C#)

```
csharp
CopyEdit
public class Product {
    public int Id { get; set; }
    public string Name { get; set; }
    public double Price { get; set; }
}
```

Usage:

```
csharp
CopyEdit
db.Products.Add(new Product { Name = "Chai", Price = 15 });
db.SaveChanges();
```

### ◆ JPA/Hibernate (Java)

```
java
CopyEdit
@Entity
public class Product {
    @Id
    private int id;
    private String name;
    private double price;
}
```

### ◆ Mongoose (MongoDB + Node.js)

```
js
CopyEdit
const Product = mongoose.model("Product", {
    name: String,
    price: Number
});
```

Usage:

```
js
CopyEdit
Product.create({ name: "Chai", price: 15 });
```

---

### 💡 Features ORM Usually Gives

Feature	Real-Life Example
Create	"Add new item to shop"
Read	"Show me all tea orders"
Update	"Change sugar level to 0"
Delete	"Cancel order"
Relationships	"Customer placed 2 orders"
Validations	"Price can't be negative, bhai!"

---

### 🔗 Relationships in Models

You have:

- 1 Customer → Many Orders  
Just like:
- 1 Dadi → Many grandkids 🤔

### Types of Relationships:

Type	Example
One-to-One	Aadhaar card → 1 person
One-to-Many	Customer → Many Orders
Many-to-Many	Students ↔ Courses

ORM lets you define these easily!

---

## Why Use ORM?

Without ORM	With ORM
You write raw SQL	You write simple code
More prone to errors	Cleaner and safer
Hard to manage relations	Handles it smoothly
Need to sanitize input	ORM usually handles that

---

## Summary – Quick Recap


Concept	Explanation
Model	Data blueprint
ORM	Tool to connect your code with database
CRUD	Basic data operations
Relationships	How different data models link
Framework support	Django, .NET, Spring, Node all use ORM


---

## Funny Indian Joke

: Bhaiya, 1 chai order add karo

ORM: `insert into orders values ('Chai', 15)`

: Wah bhai! Tum toh kitchen ke bhi raja nikle!

: Arre wait! Sugar 0 karna tha!

ORM: `update orders set sugar=0 where id=1`

## Chapter 5: Authentication & Authorization – “Tu Kaun? Tera Password Kya Hai?”

### What is Authentication?

First thing the guard says at the apartment gate:

**"Kaun ho bhai?"**

That's **authentication** – proving your identity.

In tech terms:

☞ **Authentication = Proving who you are**

Examples:

- Logging into Flipkart with your email & password
  - Using OTP to open Paytm
  - Scanning fingerprint on phone
- 

### What is Authorization?

Once you prove who you are, next question is:

**"Kya tumhare paas permission hai andar jaane ka?"**

That's **authorization** – checking **what you're allowed to do**.

In tech:

☞ **Authorization = Checking what you can access**

Examples:

- Admin can delete users, but normal users cannot
  - You can see your orders, not someone else's
  - Teacher can see all marks, student only theirs
- 

### Real-Life Example: VIP Party

At the entrance:

1. Bouncer: “Name bolo, ID dikhao” → ✓ Authentication
2. Checks guest list: “Allowed ho kya?” → ✓ Authorization
3. If not: “Nikal ja bhai. VIP party hai.”

---

 In Code/Apps:

### Authentication Methods:

Method	Description	Example
Username + Password	Most common	Gmail login
OTP	Temporary password	Paytm OTP
Biometric	Face/fingerprint	Unlocking phone
Token-based (JWT)	Secure string	Used in APIs
OAuth2	Login via Google/Facebook	“Sign in with Google”

---

### JWT (JSON Web Token) – The Secret Entry Pass

JWT is like a **digital token** – once you log in, the server gives you a token like:

CopyEdit  
eyJhbGciOiJIUzI1NiIsInR...

This token:

- Has your info inside (like name, role)
- Is signed with a secret key
- Sent in every API request to say:  
“I’m Raj, I’m logged in, let me in bro”

### Example in real life:

You enter the theatre once, get a ticket (token), then go for popcorn, washroom, seat – no one asks again.

---

## Role-Based Authorization

Let's say your app has 3 types of users:

Role	What they can do
Admin	Add/Delete users, see everything
Seller	Add/Manage their products
Customer Only	see/buy products

So, before showing a page, your app checks:

```
js
CopyEdit
if (user.role === 'admin') {
  showAdminPanel();
} else {
  alert("Permission nahi hai bro");
}
```

---

## How Frameworks Handle Auth

### ◆ Django

- Has built-in `User` model
- Middleware for checking login
- Decorators like `@login_required`

### ◆ Spring Security (Java)

- Powerful authentication filters
- JWT integration + role-based access

### ◆ ASP.NET Identity

- Built-in login, registration, token system
- Role manager for authorization

### ◆ Express + JWT (Node.js)

```
js
CopyEdit
```

```
const jwt = require('jsonwebtoken');
const token = jwt.sign({ userId: 1 }, 'secretKey');

jwt.verify(token, 'secretKey', (err, decoded) => {
  console.log(decoded.userId);
});
```

---

## Summary – Quick Recap

Concept	Simple Meaning
Authentication	Who are you? (Login/Token/OTP)
Authorization	What can you do? (Roles/Permissions)
Token	Digital ID proof
JWT	Common secure token format
OAuth2	Use Google/Facebook login
Role-based access	Give power only to certain users

---

## Bonus Funny Story

👤: “Main Raj hoon, mujhe andar aane do.”

👤👛: “Login token dikhao.”

👤: “Yeh lo bhai.”

👤👛: ✔ Checks token

👤: “Ab admin panel kholne do.”

👤👛: ✖ “Arre! Tera role ‘customer’ hai. Admin toh chachu hai!”



## 📖 Chapter 6: Middleware / Filters / Interceptors – The Bouncers & Helpers of Your App 🧑

### 👋 What is Middleware?

Let's say you go to a **wedding function**. At the gate:

1. A guard checks your **invitation card** (Auth check)
2. Someone gives you a **welcome drink** (Extra service)
3. Photographer takes a **photo** before entry (Logging)

These things happen **before you even enter the party**.

This is exactly what **Middleware** does in your web app.

🔗 Middleware = Function that runs **before or after** your request hits the main logic (like controller or API).

---

### 🧐 Real Life Example

Imagine you're ordering chai from a vending machine 🧋

Steps:

1. You put coin (middleware checks payment)
2. Machine says "Wait..." (middleware shows loading)
3. Chai comes out (main logic runs)
4. Machine says "Thank you!" (middleware logs completion)

Each of these **extra steps = middleware**

---

### 🧩 What Can Middleware Do?

#### Middleware Task    Real-Life Meaning

Logging                      Who came in and when

Authentication            Is the user valid?

Authorization              Is the user allowed?

## Middleware Task    Real-Life Meaning

Validation	Is the request data okay?
Error Handling	Something went wrong?
CORS	Who can access API

---

## How Middleware Works in Code

### ◆ Express (Node.js)

```
js
CopyEdit
// A simple logging middleware
app.use((req, res, next) => {
  console.log(`Request: ${req.method} ${req.url}`);
  next(); // Move to next step
});
```

### ◆ ASP.NET (C#)

```
csharp
CopyEdit
app.Use(async (context, next) => {
  Console.WriteLine("Request received");
  await next();
  Console.WriteLine("Response sent");
});
```

### ◆ Django (Python)

```
python
CopyEdit
class SimpleMiddleware:
    def __init__(self, get_response):
        self.get_response = get_response
    def __call__(self, request):
        print("Before view")
        response = self.get_response(request)
        print("After view")
        return response
```

### ◆ Spring Boot (Java - Interceptors)

```
java
CopyEdit
public boolean preHandle(...) {
```

```

    System.out.println("Before Controller");
    return true;
}

```

---

## Filters vs Interceptors vs Middleware

Term	Used In	Meaning
Middleware	Node.js, Django, .NET	Works before/after request hits controller
Filter	Java/Spring	Used to filter requests/responses
Interceptor	Java, Angular	Hook into request process, often with auth or logging

All of them **act as gatekeepers/helpers** before your main logic runs.

---

## Middleware Order Matters!

Like in a wedding:

1. First: Security Check
2. Then: Welcome Drink
3. Then: Buffet entry

☞ Same way, middleware runs in **order you define**.

If you put **logging after error handler**, you won't see failed attempts!

---

## Summary – Quick Recap

Concept	Simple Meaning
Middleware	Helper that runs before/after request
Common Uses	Logging, Auth, Validation, CORS
In Express	<code>app.use()</code>
In Django	Middleware classes
In Spring	Filters/Interceptors


## Concept


## Simple Meaning


Order matters    Runs step-by-step like a ceremony


---


### Funny Indian Analogy

 : Enters wedding

 Bouncer: “Show invitation” (Auth)

 Waiter: “Drink juice” (Middleware)

 Photographer: “Smile please!” (Logger)

 Server: “Here’s your dosa” (Controller serves main logic)

One entry – multiple steps – full experience!

## Chapter 7: Form Handling & Validation – Filling Forms Without Ghaapla!

### What is Form Handling?

You go to a railway reservation counter and fill out a form for your ticket.

You:

- Write your name
- Choose destination
- Enter age
- Pay money

That's **form handling** — collecting user input and sending it to the server.

In web apps, forms are everywhere:

- Login/signup pages
- Feedback forms
- Checkout pages
- Comment sections

---

### How Forms Work in Web Apps?

1. User fills the form
2. Hits submit button
3. Browser sends data to the server
4. Server processes the data
5. Shows success or error message

Simple na?

---

### What is Validation?

Imagine your mom says:

“Beta, name mein numbers mat daalna! Aur mobile number 10 digits ka hona chahiye!”

This is **validation** — making sure the user's input is **correct and reasonable** before accepting it.

---

## ☺ Real-Life Funny Examples of Validation

Input Field	Mom's Warning	Web Validation
Name	"No numbers, beta!"	Only letters allowed
Age	"No bachee! Adult ho ja!"	Must be > 18
Email	"No chutti hui likh!"	Must contain "@" and "."
Password	"Kam se kam 8 akshar hona chahiye"	Min length 8
Phone Number	"10 number ka hona chahiye"	Exactly 10 digits

---

## ✂ How Validation Happens?

### Client-Side Validation

Before sending data to server, browser or JavaScript checks:

- Required fields filled?
- Numbers only where needed?
- Email formatted correctly?

Advantages:

- Instant feedback (no page reload)
- Saves server resources

Disadvantage:

- Can be bypassed by hackers
- 

### Server-Side Validation

Server re-checks data after receiving:

- Security reasons
- Data integrity

Always important to do, no matter what client-side does!

---

## Example Code

### HTML Form

```
html
CopyEdit
<form action="/submit" method="post">
  Name: <input type="text" name="name" required><br>
  Age: <input type="number" name="age" min="18" required><br>
  Email: <input type="email" name="email" required><br>
  <button type="submit">Submit</button>
</form>
```

### JavaScript Validation

```
js
CopyEdit
function validateForm() {
  let age = document.forms["myForm"]["age"].value;
  if (age < 18) {
    alert("Beta, 18 saal ke upar hona chahiye!");
    return false;
  }
  return true;
}
```

---

## Validation in Frameworks

### ◆ Django Forms

```
python
CopyEdit
from django import forms

class SignupForm(forms.Form):
    name = forms.CharField(max_length=50)
    age = forms.IntegerField(min_value=18)
    email = forms.EmailField()
```

### ◆ ASP.NET Core

```
csharp
CopyEdit
public class User {
    [Required]
    public string Name { get; set; }

    [Range(18, 100)]
```

```
    public int Age { get; set; }  
}
```

## ◆ Express Validator (Node.js)

```
js  
CopyEdit  
const { body, validationResult } = require('express-validator');  
  
app.post('/signup', [  
  body('email').isEmail(),  
  body('age').isInt({ min: 18 })  
, (req, res) => {  
  const errors = validationResult(req);  
  if (!errors.isEmpty()) {  
    return res.status(400).json({ errors: errors.array() });  
  }  
  res.send('Signup success!');  
});
```

---

### 🤖 Why Validate?

Reason	Example
Avoid garbage data	No one wants name “12345”
Improve security	Prevent SQL injection attacks
Help user	Show friendly error messages
Save resources	Don’t waste server on bad data

---

### 🎭 Funny Indian Analogy

👤: Mom, I wrote my name as “Raj123”

👤👉 Mom: “Beta, naam hai ya registration number? Sidha likh!”

👤: Website bhi aise hi kahegi, “Error: Name invalid!” 😊

---

### 🧠 Summary – Quick Recap

Concept	Meaning
Form Handling	Collecting user input data



Concept	Meaning
Validation	Checking data correctness
Client-side validation	Quick checks before sending
Server-side validation	Security & final checks
Framework support	Easy tools to validate

## Chapter 8: Database & Querying Basics – Your App’s Dabba Aur Pocha!

### What is a Database?

Imagine your mom’s kitchen. It has many dabba (containers) full of things:

- Dabba for masala
- Dabba for atta
- Jar for pickles

Your app needs a place like that to store data — a **database**.

**Database = Organized place to store data** so you can find it later easily.

---

### Types of Databases

Type	Description	Indian Example
Relational (SQL)	Data in tables with rows & columns	Like a big Excel sheet with records
NoSQL (Document/Key-Value)	Stores data as documents or key-value pairs	Like a jar full of random labeled stuff

---

### Tables and Records

In SQL database:

#### Customers Table

id	name
1	Raj
2	Sita

Each **row** = one record (like one person)

Each **column** = one attribute (like name, age)

## Common SQL Queries

- **SELECT** — “Show me...”

```
sql
CopyEdit
SELECT * FROM customers;
```

- **INSERT** — “Add new...”

```
sql
CopyEdit
INSERT INTO customers (name) VALUES ('Raj');
```

- **UPDATE** — “Change...”

```
sql
CopyEdit
UPDATE customers SET name = 'Raju' WHERE id = 1;
```

- **DELETE** — “Remove...”

```
sql
CopyEdit
DELETE FROM customers WHERE id = 2;
```

---

## Real-Life Analogy: Chai Tapri Ledger

Date	Customer	Order	Price
------	----------	-------	-------

2025-06-18	Raj	1 Chai	₹15
------------	-----	--------	-----

2025-06-18	Sita	2 Samosa	₹30
------------	------	----------	-----

You can search this ledger to find:

- How many chai sold today?
  - Total amount collected?
- 

## NoSQL Example (MongoDB)

Data looks like JSON:

```
json
CopyEdit
```

```
{
  "name": "Raj",
  "orders": [
    {"item": "Chai", "price": 15},
    {"item": "Samosa", "price": 20}
  ]
}
```

---

## Why Different Databases?

**SQL**

**NoSQL**

Structured data    Flexible data

Relationships easy    Great for big data & speed

ACID compliant    Scale horizontally

---

## How Frameworks Talk to Database?







- Use **ORM** (from Chapter 4)
  - Write **SQL queries** manually
  - Use **Query Builders**
- 

## Query Example in Code (Node.js + MongoDB)

```
js
CopyEdit
db.customers.find({ name: "Raj" });
```

---

## Funny Analogy

-   Mom: “Raj, atta dabba mein daalna!”
  -  Raj: “Where is atta dabba?”
  -   Mom: “Database mein”
  -  Raj: “I want atta, not SQL query!” 😊
-

## Summary – Quick Recap

Concept	Meaning
Database	Organized data storage
Tables	Like Excel sheets
Rows/Records	One item entry
SQL	Language for relational DB
NoSQL	Flexible DB
Queries	Commands to get or change data

## 📖 Chapter 9: API Design & REST Principles – “How Your App Talks to Other Apps” 📞

### 🧐 What is an API?

Imagine you go to a restaurant and want food. You don't go to the kitchen, right? You tell the waiter what you want.

**API = Waiter** of the software world.

It's the **middleman** that lets one app talk to another app.

---

### 📺 Real-Life Example

You want to order chai from a tapri via an app:

- You press “Order Chai”
- App sends request to tapri's computer
- Tapri computer sends back “Order Confirmed”

That's an API in action.

---

### 🌐 REST API Basics

REST = Representational State Transfer (fancy name for simple rules to make APIs easy)

Rules:

Rule	Simple Meaning	Example
Use HTTP methods Like GET, POST, PUT, DELETE GET = Show menu, POST = Order chai		
Stateless	Each request independent	No need to remember last order
Resource-based	Everything is resource	Customers, Orders, Products
Use URLs smartly	Easy-to-read URLs	/orders/123 means order number 123

---

## 🔥 HTTP Methods Explained

Method	Meaning	Example
GET	Get data	Get list of chai types
POST	Add data	Place a new chai order
PUT	Update data	Change sugar level
DELETE	Remove data	Cancel order

---

## 📄 API Endpoint Example

URL	HTTP Method	Action
/orders	GET	Get all orders
/orders	POST	Create new order
/orders/123	PUT	Update order 123
/orders/123	DELETE	Delete order 123

---

## 🔧 How API Works in Frameworks

- You define routes (like /orders)
- Each route listens to HTTP methods
- Executes code and sends JSON response

Example (Express.js):

```
js
CopyEdit
app.get('/orders', (req, res) => {
  res.json([ { id: 1, item: "Chai" } ]);
});
```

---

## 🔗 Why REST APIs are Popular?

- Simple to use and understand
- Works over HTTP (same as websites)
- Language & platform independent

- Easy to test (browser, Postman)


---

## Summary – Quick Recap


Concept	Meaning
API	Software waiter that takes orders
REST	Rules for designing easy APIs
HTTP Methods	GET, POST, PUT, DELETE
Resource	Data entity (like Order, User)
Endpoint	URL where API listens

---

## Fun Indian Analogy

: “Bhai, ek chai dena.”

Waiter (API): “Kaunsa chai, kitni meethi?”

: “Adrak wali, 2 spoon sugar.”

API sends order to kitchen, returns “Chai ready!”



## Chapter 10: Deployment & DevOps Basics – “How Your App Goes Live and Stays Healthy”

### What is Deployment?

Imagine you cooked delicious biryani at home. Now you want to serve it at a party.

**Deployment = Taking your app (biryani) from your computer (kitchen) and putting it on the internet (party) so everyone can enjoy it.**

---

### Why Deployment Important?

- So real users can use your app
  - So app runs 24/7 without stopping
  - So bugs can be fixed quickly
  - So app can handle many users without breaking
- 

### Steps in Deployment

Step	What Happens	Real Life Example
Build	Prepare your app for release	Packing biryani in a nice container
Upload	Send app to server or cloud	Taking biryani to the party hall
Configure	Setup environment, DB, variables	Setting up plates, spoons at party
Run	Start the app on the server	Serving the biryani to guests

---

### What is DevOps?

DevOps = Developer + Operations = Teamwork for smooth delivery.

It's like:

- Chef (developer) makes biryani
- Waiter + helpers (operations) serve and keep guests happy

DevOps uses tools & processes to automate deployment, testing, monitoring.

---

## ✂ Common Deployment Platforms

Platform	Description	Like
Heroku	Easy cloud hosting	Quick biryani delivery service
AWS	Powerful cloud service	Big fancy banquet hall
Azure	Microsoft's cloud	Corporate party hall
DigitalOcean	Affordable cloud VPS	Small party hall
Netlify	Static site hosting	Quick tea stall

---

## 🔗 Continuous Integration / Continuous Deployment (CI/CD)

Imagine you keep improving your biryani recipe and sending fresh plates to party non-stop without stopping.

CI/CD = Automate building, testing, and deploying app every time you make a change.

---

## 🔍 Monitoring & Logging

After deployment, you need to know:

- Is app working fine?
- Are users facing errors?
- How much traffic is coming?

Monitoring tools help keep an eye on your app 24/7.

---

## 🔄 Summary – Quick Recap


Concept	Simple Meaning
Deployment	Taking app live for users
DevOps	Team/process for smooth delivery

Concept	Simple Meaning
CI/CD	Automate build-test-deploy cycle
Monitoring	Watching app health
Hosting Platforms	Where your app lives

---

### Funny Indian Analogy

 Chef: “Biryani ready hai!”

 Waiter: “Main ab party hall leke jaata hoon.”

 DevOps: “Main ensure karunga sabko garam garam biryani mile, koi complaint na aaye.”  
Everyone enjoys biryani — app bhi!

## Chapter 11: Testing & Debugging – “Making Sure Your App Doesn’t Fail Like Aaj Ka Jugaad”

### What is Testing?

Imagine you made a fancy ladoo recipe. You don’t want your guests to bite and say “Arey, ye to kadwa hai!”

**Testing = Checking your app thoroughly before it goes live, so it doesn’t break or misbehave.**

---

### Types of Testing

Type	Meaning	Real-Life Example
Unit Testing	Check small parts separately	Taste testing one ladoo before whole batch
Integration Testing	Check parts work together	Check ladoo and chai combo taste good
Functional Testing	Check features work	Does the order button work correctly?
End-to-End Testing	Simulate full user journey	From ordering ladoo to delivery at door
Regression Testing	After changes, re-test to avoid break	Ensure new recipe doesn’t spoil old taste

---

### Why Test?

- Catch bugs before users find them
  - Make sure app works as expected
  - Save time & money fixing later
  - Build user trust
- 

### What is Debugging?

When your app behaves badly, like a stubborn relative refusing to eat, you have to find out why.

**Debugging = Finding and fixing problems in your code.**

---

## Tools for Testing & Debugging

Tool	Used For	Framework Example
Jest / Mocha	Unit & Integration Testing	Node.js
JUnit	Testing in Java	Spring Boot
Pytest	Python Testing	Django
Debuggers (VSCode, Chrome DevTools)	Step-by-step code checking	All

---

## Simple Testing Example (JavaScript)

```
js
CopyEdit
function add(a, b) {
  return a + b;
}

test('adds 1 + 2 to equal 3', () => {
  expect(add(1, 2)).toBe(3);
});
```




---

## Summary – Quick Recap

Concept	Meaning
Testing	Check if app works properly
Debugging	Fix issues found during testing
Types	Unit, Integration, Functional, E2E
Tools	Jest, JUnit, Pytest, Debuggers

---

## Funny Indian Analogy

 Chef: “Ladoo test karna padega, warna mehmaan bolega ‘Kya hai ye?’”  
 Debugger: “Arey yeh kadwa kyu bana? Aao dhoondhte hain!”  
Sab milke fix karte hain aur phir party shandar hoti hai! 

## Chapter 12: Security Basics – “How to Keep Your App Safe Like Your Mom’s Recipe”

### What is Security in Web Apps?

Imagine you have the secret recipe of your family’s famous biryani. You don’t want anyone to steal it or mess it up, right?

**Security = Protecting your app and data from bad people who want to steal, cheat, or break it.**

---

### Common Threats (Baddies)

Threat	Simple Meaning	Example
SQL Injection	Hacker puts bad code in input	Like someone sneaking poison in biryani
Cross-Site Scripting (XSS)	Injecting bad scripts on site	Writing nasty comments in guestbook
Cross-Site Request Forgery (CSRF)	Fake requests from another site	Someone pretending to be you to order biryani
Broken Authentication	Weak password protection	Using “1234” as your secret biryani spice
Data Leakage	Sensitive info leaks out	Your recipe shared with everyone unintentionally

---

### How to Protect?

1. **Validate input properly** (no bad spices in biryani)
  2. **Use prepared statements / ORM** (safe cooking tools)
  3. **Use HTTPS** (lock the biryani box)
  4. **Strong passwords & hashing** (secret recipe kept safe)
  5. **Authentication & Authorization** (only trusted people allowed in kitchen)
  6. **Security headers & CORS** (bouncer at the gate)
  7. **Keep software updated** (fresh ingredients only)
- 






### Tools & Practices

Tool/Practice	Use
OWASP Guidelines	Best security practices
bcrypt / Argon2	Password hashing algorithms
JWT (JSON Web Tokens)	Secure user session tokens
SSL/TLS Certificates	Secure HTTPS connections

Tool/Practice	Use
Security Linters	Scan code for vulnerabilities

---

### Real-Life Indian Analogy

-  Mom's secret biryani recipe = Your app's data
  -  Bouncer at party gate = Authentication & Authorization
  -  Checking ingredients carefully = Input validation
  -  Locking kitchen door = HTTPS and encryption
  -  No chutney thief allowed! = Prevent attacks like SQL injection
- 

### Summary – Quick Recap

Concept	Meaning
Security	Protect app & data from hackers
Common Threats	SQLi, XSS, CSRF, weak auth
Protection Methods	Validation, hashing, HTTPS
Tools	OWASP, bcrypt, JWT, SSL

---

## Chapter 13: Performance & Optimization – “How to Make Your App Fast Like Mumbai Local Train”

### What is Performance in Web Apps?

Imagine you want to reach office quickly in Mumbai. If local train is slow or late, you'll be late, boss!

**Performance = How fast and smooth your app works for users.**

No one likes a slow-loading website — “Arre bhai, kya ye 10 minute mein khulega?”



---

## 🧠 Why Optimize?

- Better user experience
  - More users = more paisa
  - Save server cost (no wasting biryani on slow delivery!)
  - SEO ranking improves (Google bhi fast apps ko pasand karta hai)
- 

## 🔥 Common Performance Problems

Problem	Indian Example
Large Images	Biryani plate bada, khana mushkil
Too many HTTP requests	Baar baar chai mangwana
Slow Database Queries	Dabba open karne mein late hona
Unoptimized Code	Jugaad code, slow chal raha hai
No Caching	Har baar naya biryani banana padta hai

---

## 🔧 How to Optimize?


1. **Optimize Images**
    - Compress photos without losing quality
    - Use next-gen formats (WebP)
  2. **Minify CSS & JS**
    - Remove extra spaces and comments
  3. **Use Caching**
    - Store frequently used data temporarily
  4. **Lazy Loading**
    - Load images & data only when needed
  5. **Database Indexing**
    - Faster search in big tables
  6. **Content Delivery Network (CDN)**
    - Use servers closer to users for fast delivery
  7. **Avoid Blocking Code**
    - Don't make users wait unnecessarily
-

## Tools to Measure & Improve

Tool	Use
Google PageSpeed Insights	Analyze & get suggestions
Lighthouse	Performance & accessibility audit
Chrome DevTools	Check network and performance
New Relic / Datadog	Monitor app in real-time

---

## Funny Indian Analogy

 Chef: “Biryani ready! But plate bahut bada, khane mein time lag raha.”  
Waiter: “Chalo, chhota plate mein do!”  
Guest: “Perfect! Fast khana mil raha hai!” 😊

---

## Summary – Quick Recap

Concept	Meaning
Performance	Speed and smoothness of app
Optimization	Making app faster and efficient
Tools	PageSpeed, Lighthouse, DevTools

## Chapter 14: Real-Time Communication – “Chatting & Updates Like WhatsApp in Your App”

### What is Real-Time Communication?

Imagine chatting with your dost on WhatsApp. You send message, and boom — he gets it immediately!

**Real-time communication = Apps talk instantly without waiting.**

---

## ⚡ Why Real-Time?

- Chat apps (WhatsApp, Messenger)
  - Live sports scores
  - Online games
  - Stock price updates
  - Collaborative editing (Google Docs style)
- 

## 🔧 How It Works?

### 1. Polling

App keeps asking server: “Kya naya hai?” every few seconds.  
*Like you keep calling your friend “Kya chal raha?” every 5 seconds.*

### 2. Long Polling

Server holds your request until it has something new to say.  
*Like waiting on phone till dost replies, no hang-up.*

### 3. WebSockets

Open a continuous connection so both sides talk freely.  
*Like line always open between you and dost.*

---

## 🔧 WebSocket Example

```
js
CopyEdit
const socket = new WebSocket('wss://yourserver.com/chat');

socket.onmessage = (event) => {
  console.log('New message:', event.data);
};
```

---

## 📦 Popular Libraries & Frameworks


Technology	Use Case
Socket.io	Real-time chat & notifications
Firebase Realtime DB	Easy real-time database

Technology	Use Case
SignalR	Real-time for .NET apps
Pusher	Hosted real-time service

---

### Desi Funny Analogy

: “Bhai, chai ready hai?”

: “Arey haan, abhi aata hoon.”

(No waiting, instant reply—like WebSocket!)

---

### Summary – Quick Recap

Concept	Meaning
Real-Time Comm	Instant data exchange
Polling	Keep asking server
Long Polling	Server holds request
WebSockets	Open continuous connection

## Chapter 15: Microservices & Modular Architecture – “Breaking Your Big App into Small Jugaad Parts”

### What is Microservices?

Imagine your big family kitchen where everyone cooks one big dish together — chaos, right? Sometimes, it’s better if:

- One uncle makes biryani
- Auntie handles raita

- Bhaiyya prepares salad

Each person does their own part separately but together make a yummy meal.

**Microservices = Break big app into many small independent services.**

---

### Why Microservices?

- Easier to manage small pieces than big monolithic app
  - Teams can work on different parts independently
  - Fault in one service won't crash the whole app
  - Scale popular parts easily (more biryani if demand is high!)
- 

### Modular Architecture

Modular design = Organizing code in neat boxes (modules) so it's easier to find, fix, and reuse.

Like:

- A dabba for masala
- A dabba for atta
- A dabba for pickles

All dabba-s in one kitchen but separate.

---

### How Microservices Talk?

- Via APIs (Chapter 9)
  - Messaging queues (like WhatsApp groups between services)
  - Event-driven communication
- 

### Technologies for Microservices

Technology	Use Case
Docker	Containerize microservices

Technology	Use Case
Kubernetes	Manage many containers
RabbitMQ	Messaging between services
Spring Boot	Build Java microservices
Node.js + Express	Lightweight microservices

---

### Funny Indian Analogy

Big family kitchen = Monolith app  
 Everyone shouting, mixing things = Messy code  
 Breaking cooking into parts = Microservices  
 Biryani uncle + Raita aunty = Teamwork + clean work! 😊

---

### Summary – Quick Recap

Concept	Meaning
Microservices	Small independent app parts
Modular Architecture	Organizing code in modules
Communication	APIs, messaging queues

## Chapter 16: Cloud Computing Basics – “Your App’s New Home in the Sky”

### What is Cloud Computing?

Imagine your biryani stall got so famous, you need a bigger kitchen but don’t want to build one yourself.

**Cloud computing = Renting big kitchen & resources from someone else (like Amazon, Google).**

You use their servers, storage, and tools — no need to buy expensive machines.

---

### Why Use Cloud?

- No upfront investment in hardware
  - Scale up or down easily (more kitchen staff during festivals!)
  - Pay only for what you use
  - Access from anywhere in the world
  - Reliable backups & security
- 

### Cloud Service Models

Model	What You Get	Like
IaaS (Infrastructure as a Service)	Raw servers, storage (you manage OS, apps)	Renting kitchen space, you cook yourself
PaaS (Platform as a Service)	Pre-configured platform to deploy apps	Renting kitchen with utensils ready
SaaS (Software as a Service)	Ready-to-use software	Ordering biryani from delivery app

---

### Popular Cloud Providers

Provider	Description
AWS	Biggest cloud with all services
Microsoft Azure	Enterprise-friendly cloud
Google Cloud	AI & data-focused cloud
DigitalOcean	Simpler & affordable cloud

---

### Cloud Deployment Examples

- Hosting web apps
- Databases in cloud (e.g. AWS RDS)

- Storage (AWS S3 for files)
- Serverless functions (AWS Lambda)

---

### Funny Indian Analogy

Stall Owner: “Bhai, bada kitchen chahiye festival ke liye!”

Cloud Provider: “Le lo, kitchen ready hai, bas rent do.”

Owner: “Wah, ab biryani bina tension ke banegi!” 😊

---

### Summary – Quick Recap

Concept	Meaning
Cloud Computing	Rent servers & tools online
IaaS, PaaS, SaaS	Different service levels
Benefits	Scalable, cost-effective
Providers	AWS, Azure, Google Cloud

## Chapter 17: Database Design & Management – “Where Your App Stores Its Gol Gappa Secrets”

### What is a Database?

Imagine you have a big notebook where you write down all your gol gappa flavors, customers, and orders.

**Database = Organized place to store all app data safely.**

---



## Types of Databases

Type	Description	Example Use Case
Relational (SQL)	Data in tables with relationships	Customer orders, employee data
Non-Relational (NoSQL)	Flexible, stores JSON-like data	Chat messages, product catalogs

---

## Popular Databases

Database	Type	Used In
MySQL	SQL	Traditional apps
PostgreSQL	SQL	Advanced features needed
MongoDB	NoSQL	Flexible data, fast writes
Redis	NoSQL (Key-Value)	Caching, sessions

---

## Database Design Basics

- **Tables:** Like sheets in your notebook
  - **Rows:** Each record (one gol gappa)
  - **Columns:** Attributes (flavor, price)
  - **Primary Key:** Unique ID (like order number)
  - **Relationships:** Link tables (orders linked to customers)
- 

## Normalization

Make sure no data repeats unnecessarily — avoid chaos!

Like not writing same customer name in every order, but just once in customer sheet.

---

## Indexing

Imagine you have a super-fast way to find a specific gol gappa flavor instead of flipping every page.

Index = Table of contents for your data — speeds up queries.

---

### Database Management Tips

- Backup data regularly
  - Use transactions for important changes
  - Optimize queries for speed
  - Secure your database (don't share recipe with strangers!)
- 

### Funny Indian Analogy

Gol Gappa stall owner: “Arre bhai, sab flavors aur orders ek jagah likho!”

Database: “No tension, sab manage karta hoon, jaldi aur sahi.” 😊

---

### Summary – Quick Recap

Concept	Meaning
Database	Organized data storage
SQL & NoSQL	Structured vs flexible databases
Normalization	Avoid data repetition
Indexing	Speed up data search

## 📖 Chapter 18: Frontend-Backend Integration – “How Your App’s Front Desk Talks to the Kitchen” 📺 👤 💻 👤 👁

### 🧠 What is Frontend-Backend Integration?

Imagine you walk into a restaurant (frontend), place your order with the waiter, and the kitchen (backend) cooks your food. The waiter brings it back to you.

**Frontend-Backend Integration = Frontend (user interface) talks to backend (server/database) to get or send data.**

---

### 🗣 How Do They Talk?

- Mostly through **APIs** (like waiter takes your order)
  - Frontend sends **HTTP requests** to backend
  - Backend responds with data (usually JSON)
-

## 🔄 Typical Flow

1. User clicks “Order Biryani” on frontend
2. Frontend sends POST request to backend API with order details
3. Backend saves order in database, processes it
4. Backend sends confirmation response
5. Frontend shows “Order Confirmed!” message

---

## ✂ Methods of Communication

HTTP Method	Use Case	Indian Example
GET	Get data	“Bhai, biryani menu bhej do”
POST	Send new data	“Ek plate biryani order kar”
PUT/PATCH	Update existing data	“Order mein extra mirchi add kar”
DELETE	Remove data	“Order cancel kar do”

---

## 📁 Data Formats

- Usually **JSON** (lightweight and easy to use)
- Sometimes XML or others, but JSON is king!

---

## ⚙ Frontend-Backend Example (Simple Fetch)

```
js
CopyEdit
fetch('https://yourapi.com/orders', {
  method: 'POST',
  headers: {'Content-Type': 'application/json'},
  body: JSON.stringify({item: 'Biryani', quantity: 1})
})
.then(res => res.json())
.then(data => {
  console.log('Order confirmed:', data);
});
```

## Funny Indian Analogy

Customer (Frontend): “Bhaiya, ek biryani!”

Waiter (API): “Order backend ko bhej raha hoon.”

Kitchen (Backend): “Order mila, pakaa raha hoon.”

Waiter: “Biryani ready, customer ko de raha hoon.”

Sab khush! 😊

---

## Summary – Quick Recap

Concept	Meaning
Frontend-Backend Integration	UI talks to server/database
HTTP Methods	GET, POST, PUT, DELETE
Data Format	Mostly JSON

## Chapter 19: Version Control with Git – “How to Save Your Code Like Your Mom Saves Recipes”

### What is Version Control?

Imagine you are making a new biryani recipe and want to save every step so if anything goes wrong, you can go back.

**Version Control = A system to save, track, and manage changes in your code.**

---

### Why Use Git?

- Track every change you make
- Collaborate with friends (teamwork like family cooking)
- Undo mistakes easily (like rewinding to last perfect biryani step)
- Manage multiple versions (test new recipe without ruining old one)

---

## ⚙️ Basic Git Workflow

Command	What It Does	Indian Example
git init	Start a new git repository	Start new recipe notebook
git add .	Stage changes	Gather all ingredients
git commit -m ""	Save changes with a message	Write down recipe step
git push	Upload to remote server	Share recipe with friends
git pull	Get latest changes from server	Check if friend updated recipe

---

## 👥 Collaboration with Branches

- Create branches for new features (test new biryani flavor)
  - Merge branches after testing (add flavor to main recipe)
  - Avoid conflicts like spice mix-ups!
- 

## 🔧 Tools for Git

- Command Line (terminal)
  - GitHub / GitLab / Bitbucket (online repos)
  - GUI tools (GitKraken, SourceTree)
- 

## 🍛 Funny Indian Analogy

Chef 1: “Main naya masala try kar raha hoon, alag branch banata hoon.”

Chef 2: “Theek hai, test kar ke batao!”

After testing: “Sab masala ek saath milake biryani banate hain!” 😊

---

## Summary – Quick Recap

### Concept

### Meaning

Version Control Track & manage code changes

Git Popular version control tool

Branches Work on new features separately

## Chapter 20: Deployment & CI/CD – “How to Serve Your App Hot and Fresh to Users”

### What is Deployment?

Imagine you cooked a perfect biryani at home and now want to serve it to your hungry guests at a party.

**Deployment = Putting your app live on the internet so users can use it.**

---

### Common Deployment Steps

- Build your app (prepare the biryani)

- Upload to server or cloud (take biryani to party venue)
- Configure domain and SSL (address & security)
- Start app on server (serve the biryani!)

---

## ⚙️ What is CI/CD?

- **CI (Continuous Integration):** Automatically test and combine code changes often.
- **CD (Continuous Delivery/Deployment):** Automatically deploy tested code to production.

Like having a machine that checks your biryani taste after every step and serves it immediately if perfect!

---

## ✂️ Popular CI/CD Tools

Tool	Use Case
Jenkins	Automate builds and tests
GitHub Actions	Easy integration with GitHub
CircleCI	Cloud-based CI/CD
Travis CI	Simple CI for open-source

---

## 🍛 Funny Indian Analogy

Chef: “Biryani ready hai!”

Machine (CI): “Taste check kar raha hoon.”

If good: “Biryani turant party mein serve karo!”

Guests: “Wah, kya swaad hai!” 😊

---

## 🧠 Summary – Quick Recap

Concept	Meaning
Deployment	Make app live for users



Concept	Meaning
CI/CD	Automate testing & deployment
Benefits	Faster, reliable updates